



TENEO
CONNECTING SOLUTIONS

POWER TNR

high power connectors
with rubber insulator



PRODUCT CATALOGUE

v07 2022



BASIC INFORMATION

- 2 Technical Parameters
- 3 Product Scale
- 5 Counterpart Assignment

CONNECTOR ASSEMBLIES

Cable Mounted Straight Receptacles

- 9 TNR-CMP-F – Cable Straight Receptacle with Female Contact & Dust Cap
- 11 TNR-CMP-H-F – Cable Straight Receptacle with Female Contact, Housing & Dust Cap

Cable Mounted Straight Plugs

- 15 TNR-CMP-M – Cable Straight Plug with Male Contact & Dust Cap
- 17 TNR-CMP-H-M – Cable Straight Plug with Male Contact, Housing & Dust Cap
- 19 TNR-SMR-M – Cable Straight Plug with Security Male Contact & Dust Cap

Panel Mounted Receptacles

- 23 TNR-PMR-H-F – Panel Mount Receptacle with Female Contact, Housing & Dust Cap
- 25 TNR-SMR-F – Panel Mount Receptacle with Security Female Contact & Dust Cap

Panel Mounted Plug

- 29 TNR-PMR-H-M – Panel Mount Plug with Male Contact, Housing & Dust Cap

TNR-POWER connectors were specially developed for the mining industry. They are designed to continuously carry forward the great electrical performance in the most extreme conditions.

Typical applications are connections between units and distribution stations and between sub-stations and high performance appliances, such as traction motors, sludge and mud pumps, cement pumps, drilling tables and towers.


The highly resistant elastomer of connector bodies used is able to withstand extreme climatic conditions, harsh handling, oil substances, mud and salt water.

We produce connector bodies and housings in various colors for easy identification and higher safety.

 PIN RATED CURRENT IN
AT AMBIENT TEMPERATURE OF 25 °C
& CONNECTOR TEMPERATURE OF 125 °C
396 – 1135 A

 OPERATING VOLTAGE Un
5000 V

 CONTACT RESISTANCE OF A CONTACT PAIR
≤ 0,05 mΩ

 INSULATION RESISTANCE UNDER NORMAL CLIMATE
≥ 1 GΩ


 ENVIRONMENTAL RATING
IP68

 TEMPERATURE RATING
-55° C to +125 °C

 RELATIVE HUMIDITY
95 %


 CHEMICAL RESISTANCE
Oil & most Acids & Alkalis

 CORROSION RESISTANCE IN SALT SPRAY
500 hours

 SHOCK RESISTANCE
> 60 G / certain inserts available to 200 G

 WATER RESISTANCE
EN 60 529 – Rank 8 (1 m / 120 min.)


 DUST RESISTANCE
EN 60 529 – Rank 6


 CONNECTOR SQR DIMENSION
max. 114 mm

 NUMBER OF CONTACTS
1 piece


 WIRE CROSS SECTION
4/0 AWG – 777 MCM

 CONNECTION TO WIRE
Crimping / Bus Bar

 NUMBER OF CONNECTIONS / DISCONNECTIONS
500

 DEGREE OF FLAMMABILITY & SELF-EXTINGUISHING
UL 94 V-0


CABLE MOUNTED
STRAIGHT RECEPTACLES



CABLE MOUNTED
STRAIGHT PLUGS



PANEL MOUNTED
RECEPTACLES



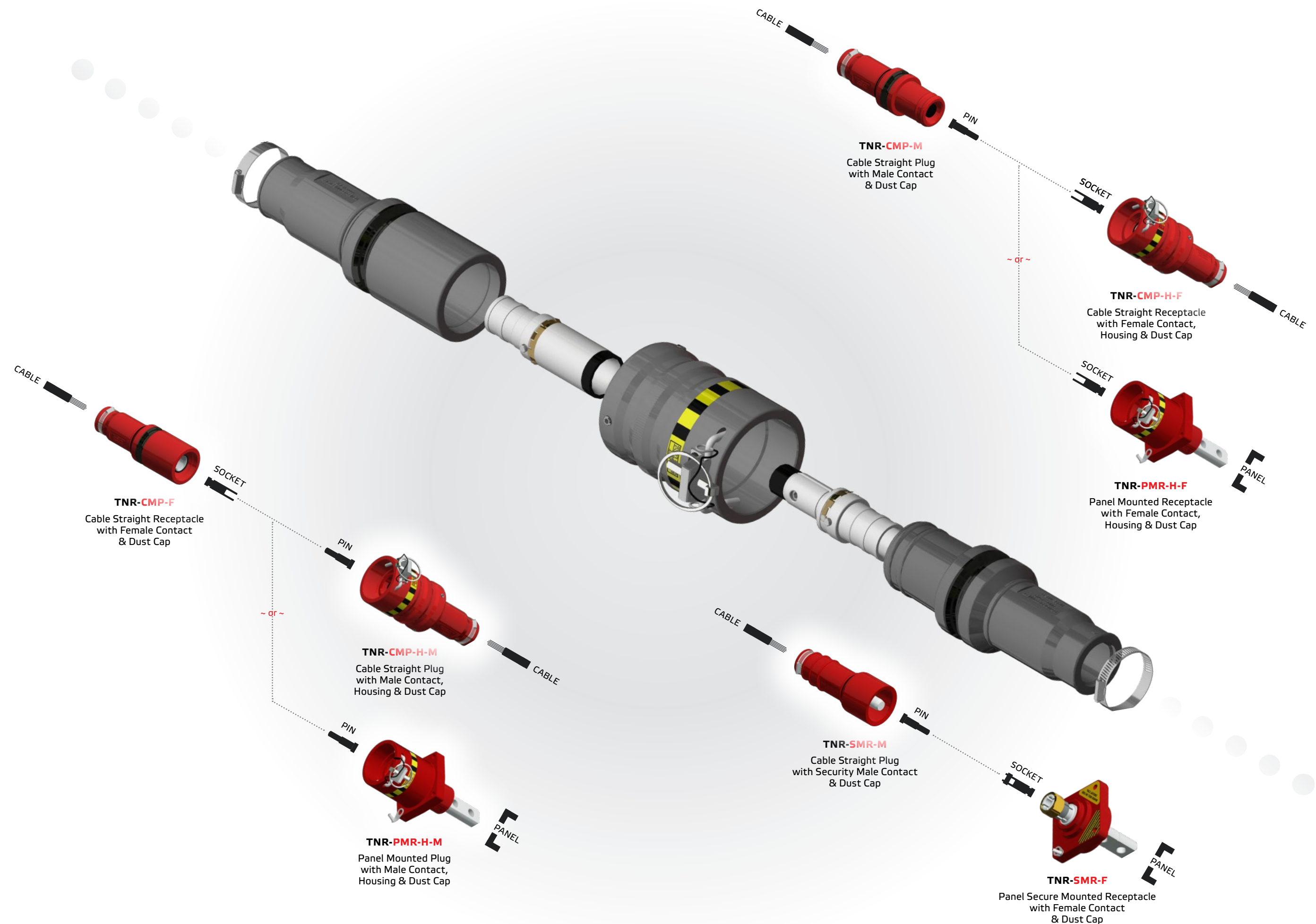
PANEL MOUNTED
PLUG



CONTACT MATERIAL
Silver Plated Copper
& Plastic Safety Ring

CONNECTION METHOD
Tight Pressure

BODY MATERIAL
Polychloroprene
CABLE TIGHTENING
Adjustable Clamp

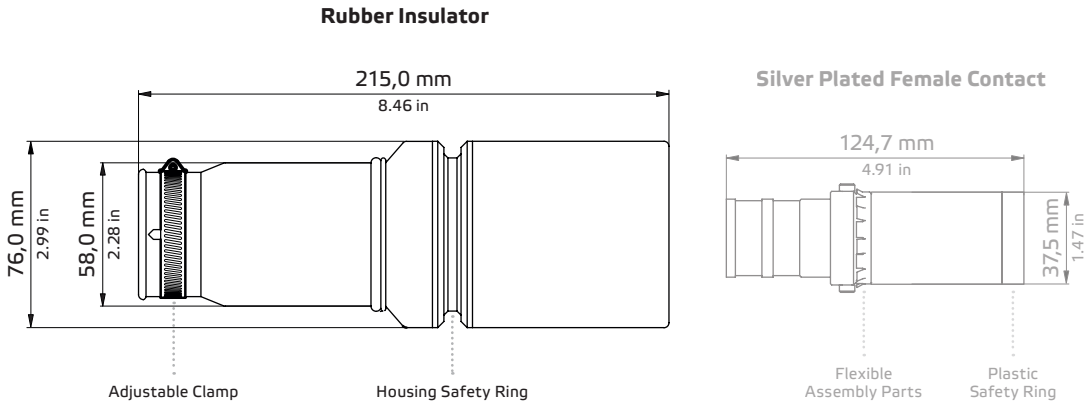




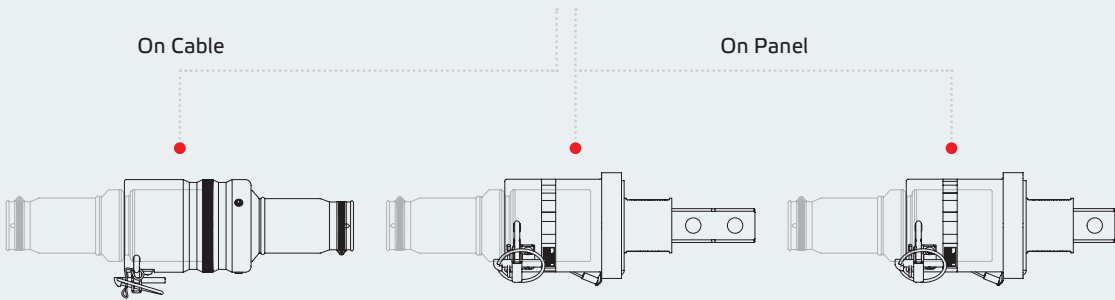
CABLE MOUNTED STRAIGHT RECEPTACLES



TNR-CMP-F
Cable Straight Receptacle
with Female Contact
& Dust Cap

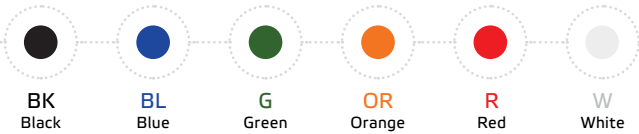



Counterparts



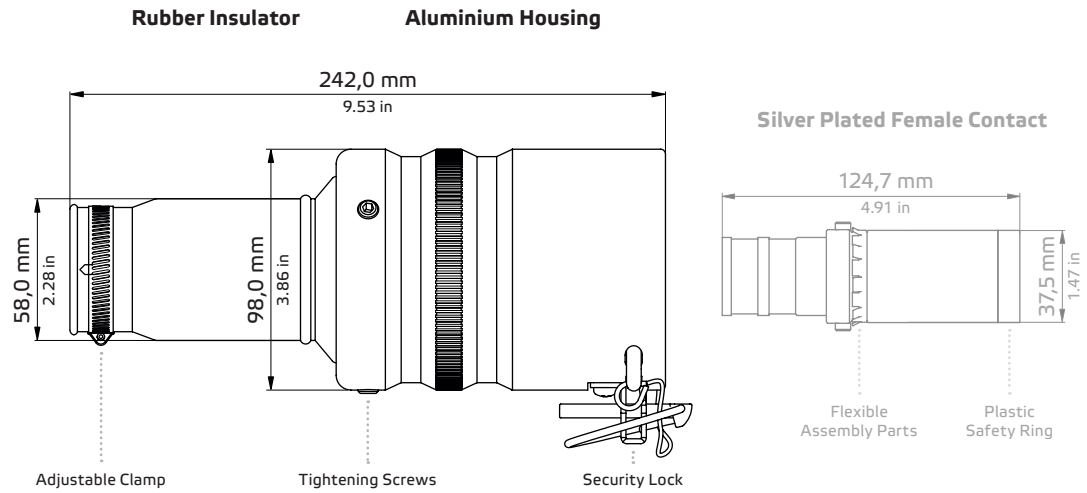
Connector Order Code	Wire Cross Section	Maximal Wire Diameter	Nominal Ampere Rating	Nominal Voltage Rating	Connector Insert Type	Counterparts Insert Type	Counterpart Order Code	Page	Counterpart Order Code	Page	Counterpart Order Code	Page
TNR-CMP-F-4/0-BK	4/0 AWG 120 mm ²	15,2 mm 0.60 in	396 A	5000 V	Socket	Pin	TNR-CMP-H-M-4/0-BK	17	TNR-PMR-H-M2-BK	29	TNR-PMR-H-M1-BK	29
TNR-CMP-F-313-BK	313 MCM 150 mm ²	19,1 mm 0.75 in	636 A	5000 V	Socket	Pin	TNR-CMP-H-M-313-BK	17	TNR-PMR-H-M2-BK	29	TNR-PMR-H-M1-BK	29
TNR-CMP-F-444-BK	444 MCM 185 mm ²	22,9 mm 0.90 in	796 A	5000 V	Socket	Pin	TNR-CMP-H-M-444-BK	17	TNR-PMR-H-M2-BK	29	TNR-PMR-H-M1-BK	29
TNR-CMP-F-535-BK	535 MCM 240 mm ²	25,4 mm 1.00 in	898 A	5000 V	Socket	Pin	TNR-CMP-H-M-535-BK	17	TNR-PMR-H-M2-BK	29	TNR-PMR-H-M1-BK	29
TNR-CMP-F-646-BK	646 MCM 300 mm ²	27,6 mm 1.09 in	1009 A	5000 V	Socket	Pin	TNR-CMP-H-M-646-BK	17	TNR-PMR-H-M2-BK	29	TNR-PMR-H-M1-BK	29
TNR-CMP-F-777-BK	777 MCM 400 mm ²	29,3 mm 1.15 in	1135 A	5000 V	Socket	Pin	TNR-CMP-H-M-777-BK	17	TNR-PMR-H-M2-BK	29	TNR-PMR-H-M1-BK	29

Change „BK” in the Connector Order Code
for Different Insulator Color from the Code Overview Below.

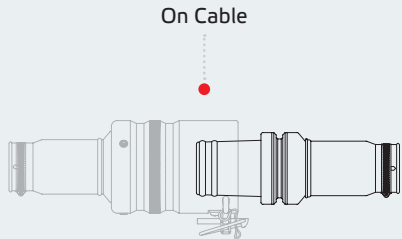




TNR-CMP-H-F
Cable Straight Receptacle
with Female Contact,
Housing & Dust Cap

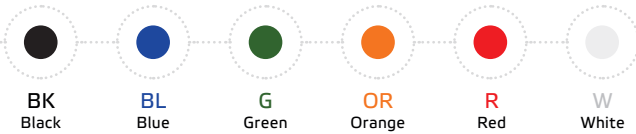


Counterparts



Connector Order Code	Wire Cross Section	Maximal Wire Diameter	Nominal Ampere Rating	Nominal Voltage Rating	Connector Insert Type	Counterpart Insert Type	Counterpart Order Code	Page
TNR-CMP-H-F-4/0-BK	4/0 AWG 120 mm²	15,2 mm 0.60 in	396 A	5000 V	Socket	Pin	TNR-CMP-M-4/0-BK	15
TNR-CMP-H-F-313-BK	313 MCM 150 mm²	19,1 mm 0.75 in	636 A	5000 V	Socket	Pin	TNR-CMP-M-313-BK	15
TNR-CMP-H-F-444-BK	444 MCM 185 mm²	22,9 mm 0.90 in	796 A	5000 V	Socket	Pin	TNR-CMP-M-444-BK	15
TNR-CMP-H-F-535-BK	535 MCM 240 mm²	25,4 mm 1.00 in	898 A	5000 V	Socket	Pin	TNR-CMP-M-535-BK	15
TNR-CMP-H-F-646-BK	646 MCM 300 mm²	27,6 mm 1.09 in	1009 A	5000 V	Socket	Pin	TNR-CMP-M-646-BK	15
TNR-CMP-H-F-777-BK	777 MCM 400 mm²	29,3 mm 1.15 in	1135 A	5000 V	Socket	Pin	TNR-CMP-M-777-BK	15

Change „BK” in the Connector Order Code
for Different Insulator Color from the Code Overview Below.

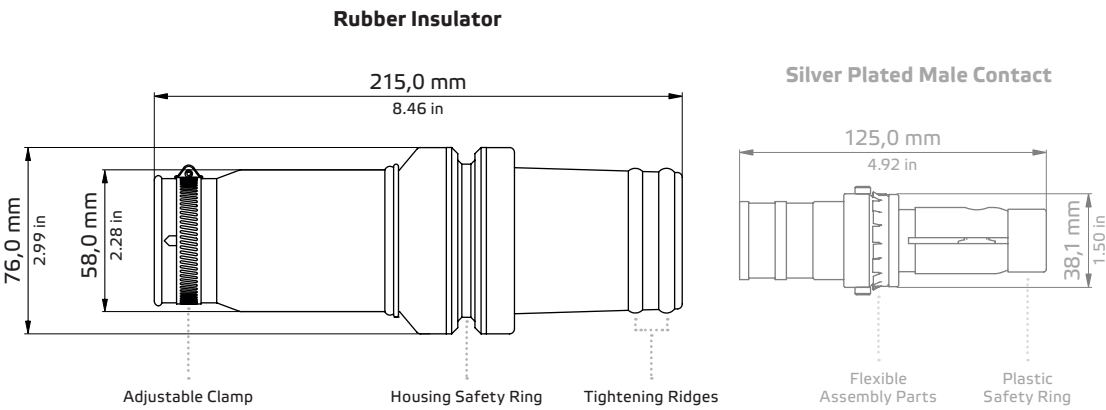




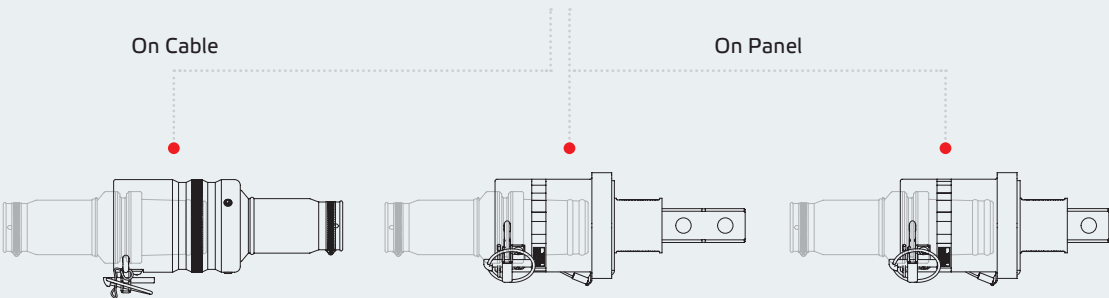
CABLE MOUNTED STRAIGHT PLUGS



TNR-CMP-M
Cable Straight Plug
with Male Contact
& Dust Cap

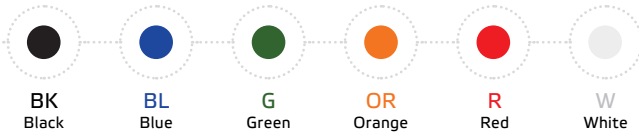



Counterparts



Connector Order Code	Wire Cross Section	Maximal Wire Diameter	Nominal Ampere Rating	Nominal Voltage Rating	Connector Insert Type	Counterparts Insert Type	Counterpart Order Code	Page	Counterpart Order Code	Page	Counterpart Order Code	Page
TNR-CMP-M-4/0-BK	4/0 AWG 120 mm ²	15,2 mm 0.60 in	396 A	5000 V	Pin	Socket	TNR-CMP-H-F-4/0-BK	11	TNR-PMR-H-F2-BK	23	TNR-PMR-H-F1-BK	23
TNR-CMP-M-313-BK	313 MCM 150 mm ²	19,1 mm 0.75 in	636 A	5000 V	Pin	Socket	TNR-CMP-H-F-313-BK	11	TNR-PMR-H-F2-BK	23	TNR-PMR-H-F1-BK	23
TNR-CMP-M-444-BK	444 MCM 185 mm ²	22,9 mm 0.90 in	796 A	5000 V	Pin	Socket	TNR-CMP-H-F-444-BK	11	TNR-PMR-H-F2-BK	23	TNR-PMR-H-F1-BK	23
TNR-CMP-M-535-BK	535 MCM 240 mm ²	25,4 mm 1.00 in	898 A	5000 V	Pin	Socket	TNR-CMP-H-F-535-BK	11	TNR-PMR-H-F2-BK	23	TNR-PMR-H-F1-BK	23
TNR-CMP-M-646-BK	646 MCM 300 mm ²	27,6 mm 1.09 in	1009 A	5000 V	Pin	Socket	TNR-CMP-H-F-646-BK	11	TNR-PMR-H-F2-BK	23	TNR-PMR-H-F1-BK	23
TNR-CMP-M-777-BK	777 MCM 400 mm ²	29,3 mm 1.15 in	1135 A	5000 V	Pin	Socket	TNR-CMP-H-F-777-BK	11	TNR-PMR-H-F2-BK	23	TNR-PMR-H-F1-BK	23

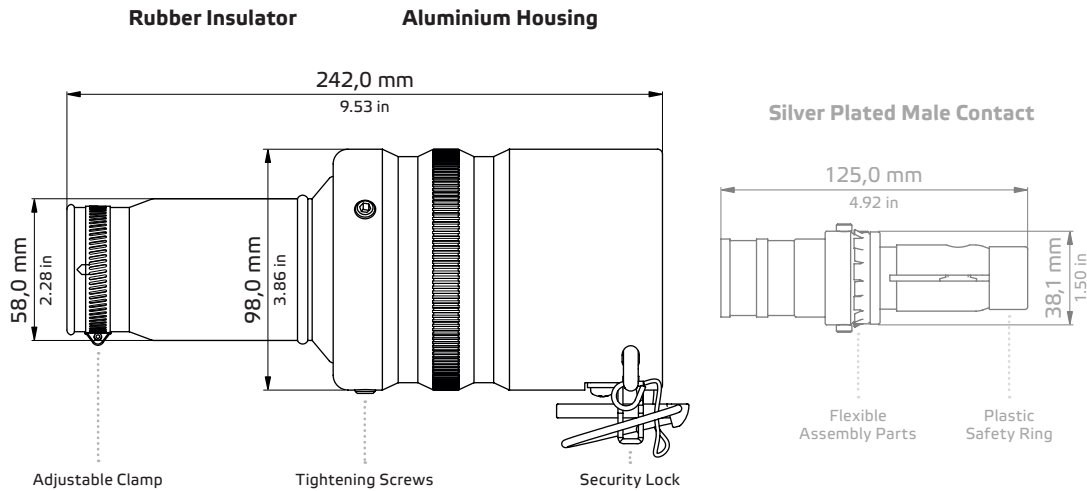
Change „BK” in the Connector Order Code
for Different Insulator Color from the Code Overview Below.



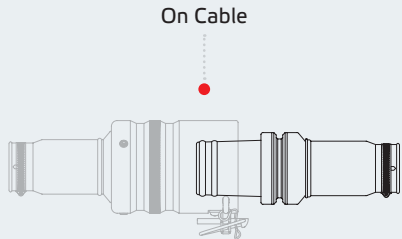


TNR-CMP-H-M

Cable Straight Plug
with Male Contact,
Housing & Dust Cap

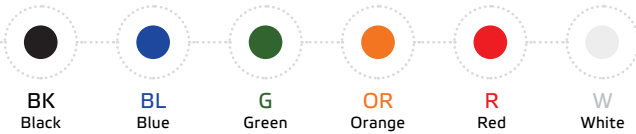


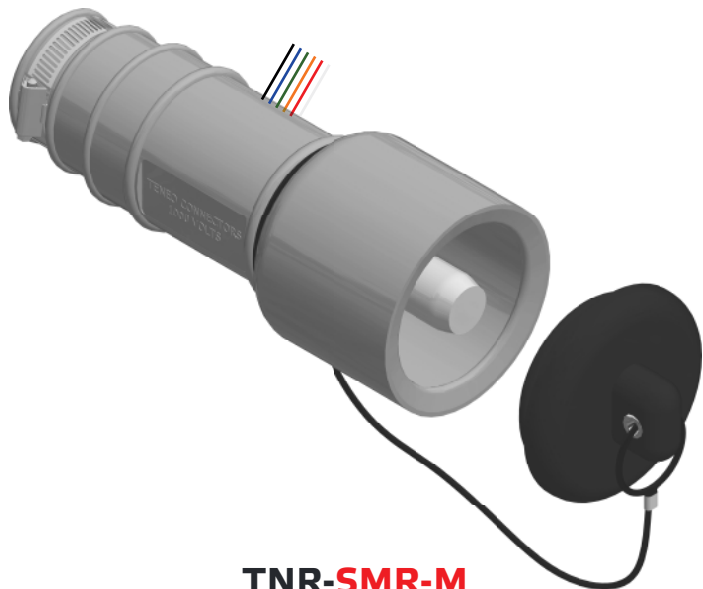
Counterparts



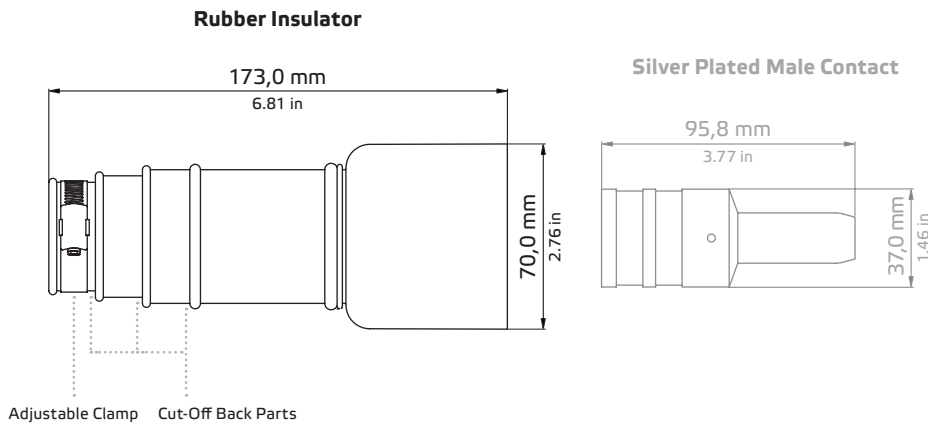
Connector Order Code	Wire Cross Section	Maximal Wire Diameter	Nominal Ampere Rating	Nominal Voltage Rating	Connector Insert Type	Counterpart Insert Type	Counterpart Order Code	Page
TNR-CMP-H-M-4/0-BK	4/0 AWG 120 mm ²	15,2 mm 0.60 in	396 A	5000 V	Pin	Socket	TNR-CMP-F-4/0-BK	9
TNR-CMP-H-M-313-BK	313 MCM 150 mm ²	19,1 mm 0.75 in	636 A	5000 V	Pin	Socket	TNR-CMP-F-313-BK	9
TNR-CMP-H-M-444-BK	444 MCM 185 mm ²	22,9 mm 0.90 in	796 A	5000 V	Pin	Socket	TNR-CMP-F-444-BK	9
TNR-CMP-H-M-535-BK	535 MCM 240 mm ²	25,4 mm 1.00 in	898 A	5000 V	Pin	Socket	TNR-CMP-F-535-BK	9
TNR-CMP-H-M-646-BK	646 MCM 300 mm ²	27,6 mm 1.09 in	1009 A	5000 V	Pin	Socket	TNR-CMP-F-646-BK	9
TNR-CMP-H-M-777-BK	777 MCM 400 mm ²	29,3 mm 1.15 in	1135 A	5000 V	Pin	Socket	TNR-CMP-F-777-BK	9

Change „BK” in the Connector Order Code
for Different Insulator Color from the Code Overview Below.

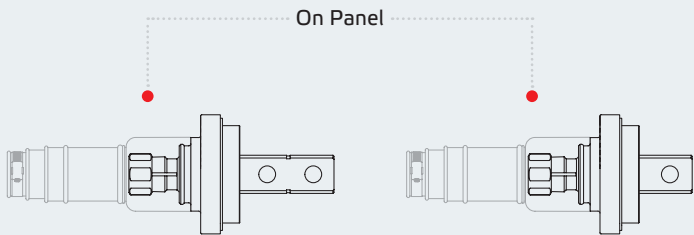




TNR-SMR-M
Cable Straight Plug
with Security Male Contact
& Dust Cap

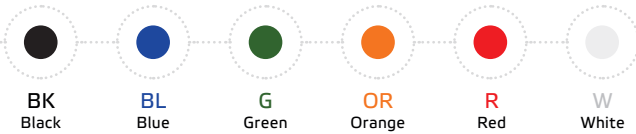


Counterparts




Connector Order Code	Wire Cross Section	Maximal Wire Diameter	Nominal Ampere Rating	Nominal Voltage Rating	Connector Insert Type	Counterparts Insert Type	Counterpart Order Code	Page	Counterpart Order Code	Page
TNR-SMR-M-4/0-BK	4/0 AWG 120 mm ²	15,2 mm 0.60 in	396 A	5000 V	Pin	Socket	TNR-SMR-F2-BK	25	TNR-SMR-F1-BK	25
TNR-SMR-M-313-BK	313 MCM 150 mm ²	19,1 mm 0.75 in	636 A	5000 V	Pin	Socket	TNR-SMR-F2-BK	25	TNR-SMR-F1-BK	25
TNR-SMR-M-444-BK	444 MCM 185 mm ²	22,9 mm 0.90 in	796 A	5000 V	Pin	Socket	TNR-SMR-F2-BK	25	TNR-SMR-F1-BK	25
TNR-SMR-M-535-BK	535 MCM 240 mm ²	25,4 mm 1.00 in	898 A	5000 V	Pin	Socket	TNR-SMR-F2-BK	25	TNR-SMR-F1-BK	25
TNR-SMR-M-646-BK	646 MCM 300 mm ²	27,6 mm 1.09 in	1009 A	5000 V	Pin	Socket	TNR-SMR-F2-BK	25	TNR-SMR-F1-BK	25
TNR-SMR-M-777-BK	777 MCM 400 mm ²	29,3 mm 1.15 in	1135 A	5000 V	Pin	Socket	TNR-SMR-F2-BK	25	TNR-SMR-F1-BK	25

Change „BK” in the Connector Order Code
for Different Insulator Color from the Code Overview Below.

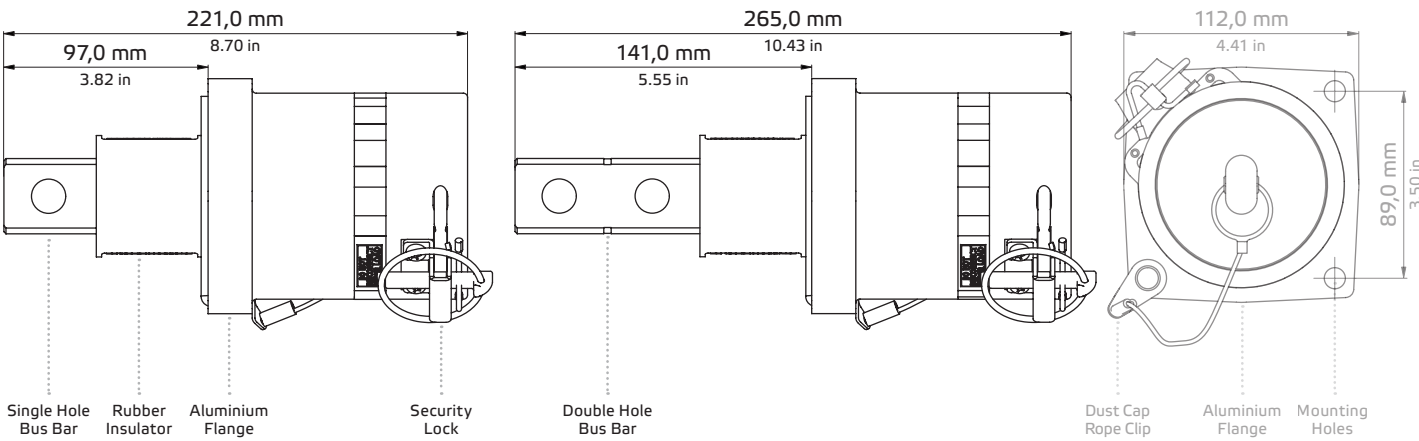




PANEL MOUNTED RECEPTACLES

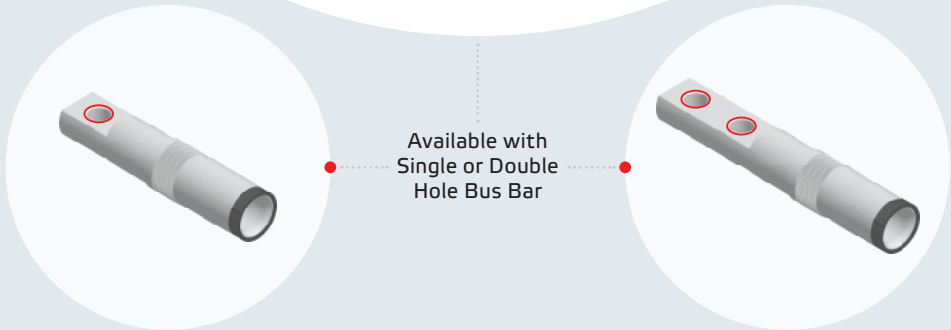
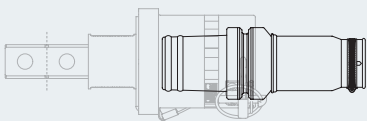


TNR-PMR-H-F
Panel Mounted Receptacle
with Female Contact,
Housing & Dust Cap



Counterparts

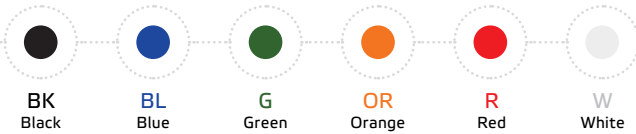
On Cable



Available with
Single or Double
Hole Bus Bar

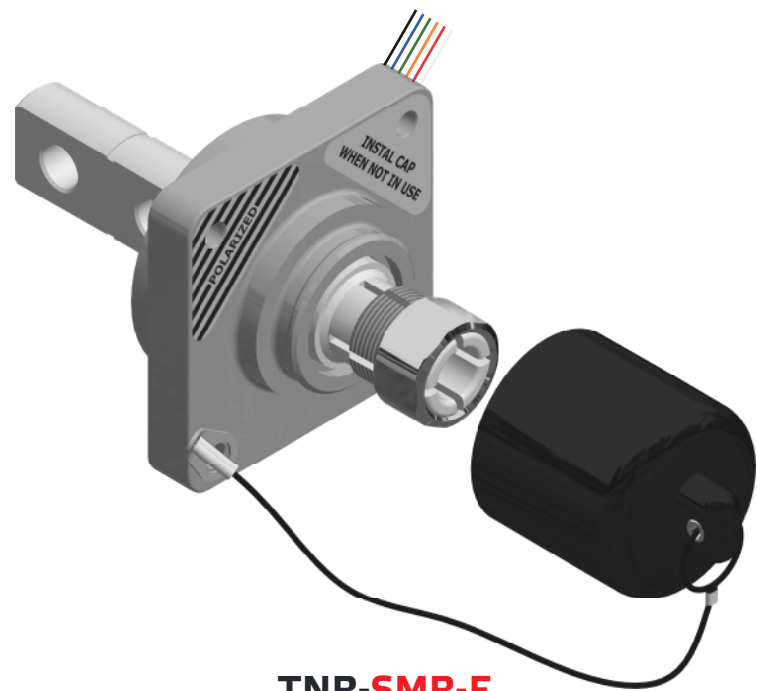
Connector Order Code	Number of Holes	Wire Cross Section	Maximal Wire Diameter	Nominal Ampere Rating	Nominal Voltage Rating	Connector Insert Type
TNR-PMR-H-F1-BK	①	777 MCM 400 mm ²	29,3 mm 1.15 in	1135 A	5000 V	Socket
TNR-PMR-H-F2-BK	②	777 MCM 400 mm ²	29,3 mm 1.15 in	1135 A	5000 V	Socket

Change „BK” in the Connector Order Code
for Different Insulator Color from the Code Overview Below.

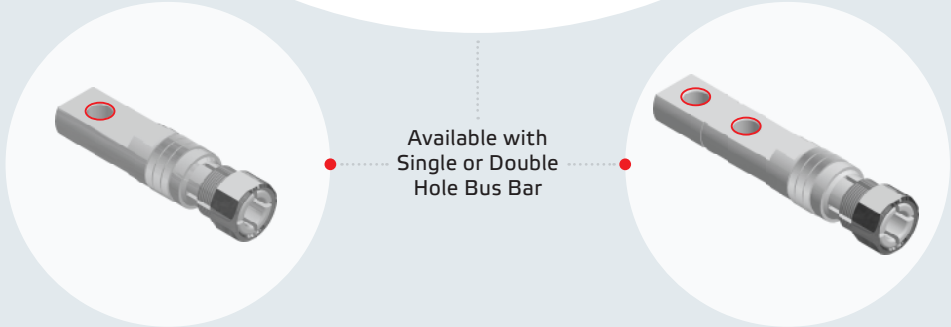
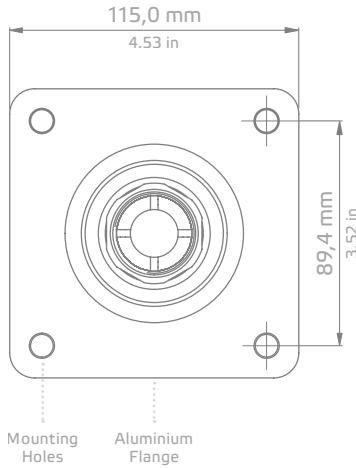
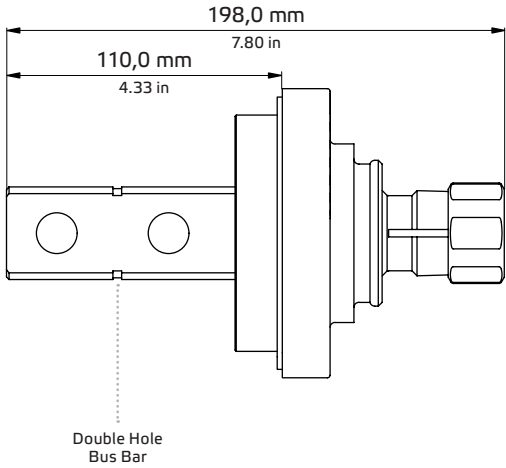
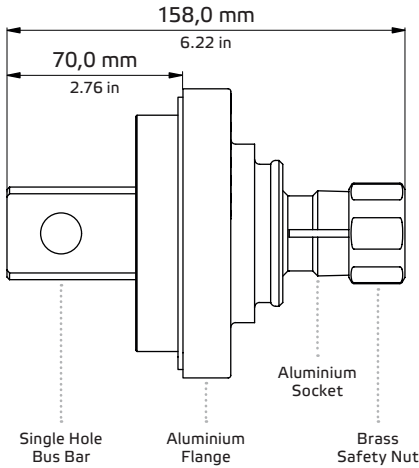


Counterpart Insert Type	Counterpart Order Code	Page
Pin	TNR-CMP-M-4/0-BK	15
Pin	TNR-CMP-M-313-BK	15
Pin	TNR-CMP-M-444-BK	15
Pin	TNR-CMP-M-535-BK	15
Pin	TNR-CMP-M-646-BK	15
Pin	TNR-CMP-M-777-BK	15

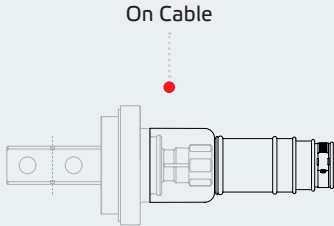
PANEL MOUNTED RECEPTACLES



TNR-SMR-F
Panel Secure Mounted Receptacle
with Female Contact,
& Dust Cap



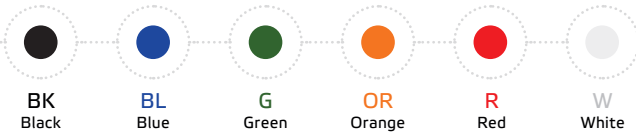
Counterparts



Connector Order Code	Number of Holes	Wire Cross Section	Maximal Wire Diameter	Nominal Ampere Rating	Nominal Voltage Rating	Connector Insert Type
TNR-SMR-F1-BK	①	777 MCM 400 mm²	29,3 mm 1.15 in	1135 A	5000 V	Socket
TNR-SMR-F2-BK	②	777 MCM 400 mm²	29,3 mm 1.15 in	1135 A	5000 V	Socket


Counterpart Insert Type	Counterpart Order Code	Page
Pin	TNR-SMR-M-4/0-BK	19
Pin	TNR-SMR-M-313-BK	19
Pin	TNR-SMR-M-444-BK	19
Pin	TNR-SMR-M-535-BK	19
Pin	TNR-SMR-M-646-BK	19
Pin	TNR-SMR-M-777-BK	19

Change „BK” in the Connector Order Code
for Different Insulator Color from the Code Overview Below.





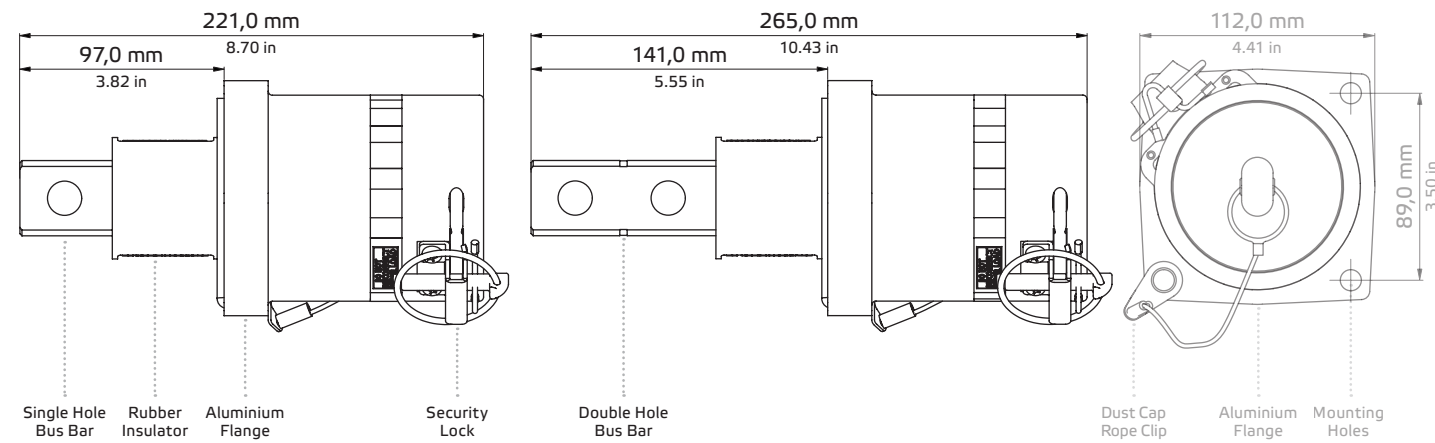
PANEL MOUNTED PLUG



TNR-PMR-H-M
Panel Mounted Plug
with Male Contact,
Housing & Dust Cap

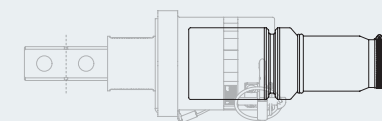


Available with
Single or Double
Hole Bus Bar



Counterparts

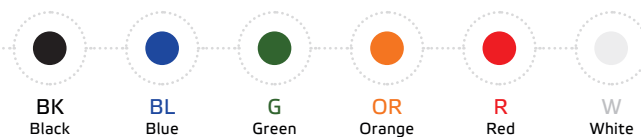
On Cable





Connector Order Code	Number of Holes	Wire Cross Section	Maximal Wire Diameter	Nominal Ampere Rating	Nominal Voltage Rating	Connector Insert Type
TNR-PMR-H-M1-BK	①	777 MCM 400 mm ²	29,3 mm 1.15 in	1135 A	5000 V	Pin
TNR-PMR-H-M2-BK	②	777 MCM 400 mm ²	29,3 mm 1.15 in	1135 A	5000 V	Pin

Counterpart Insert Type	Counterpart Order Code	Page
Socket	TNR-CMP-F-4/0-BK	9
Socket	TNR-CMP-F-313-BK	9
Socket	TNR-CMP-F-444-BK	9
Socket	TNR-CMP-F-535-BK	9
Socket	TNR-CMP-F-646-BK	9
Socket	TNR-CMP-F-777-BK	9

Change „BK” in the Connector Order Code
for Different Insulator Color from the Code Overview Below.





ISO 14001
United Registrar
of Systems



ISO 9001
United Registrar
of Systems



ASSOCIATION MEMBER
Defence and Security
Industry Association



ECO FRIENDLY
ASEKOL a.s.
Ecological Waste Disposal

